

RETRACTABLE TECHNOLOGIES INC
Form 10-Q
May 15, 2013
[Table of Contents](#)

**UNITED STATES
SECURITIES AND EXCHANGE COMMISSION**

Washington, D.C. 20549

FORM 10-Q

(Mark One)

QUARTERLY REPORT PURSUANT TO SECTION 13 OR 15(d) OF THE SECURITIES EXCHANGE ACT OF 1934

For the quarterly period ended March 31, 2013

or

TRANSITION REPORT PURSUANT TO SECTION 13 OR 15(d) OF THE EXCHANGE ACT OF 1934

For the transition period from to

Commission file number: 001-16465

Retractable Technologies, Inc.

Edgar Filing: RETRACTABLE TECHNOLOGIES INC - Form 10-Q

(Exact name of registrant as specified in its charter)

Texas
(State or other jurisdiction of
incorporation or organization)

75-2599762
(I.R.S. Employer Identification No.)

511 Lobo Lane
Little Elm, Texas
(Address of principal executive offices)

75068-0009
(Zip Code)

(972) 294-1010

(Registrant's telephone number, including area code)

(Former name, former address, and former fiscal year, if changed since last report)

Indicate by check mark whether the registrant (1) has filed all reports required to be filed by Section 13 or 15(d) of the Securities Exchange Act of 1934 during the preceding 12 months (or for such shorter period that the registrant was required to file such reports), and (2) has been subject to such filing requirements for the past 90 days. Yes No

Indicate by check mark whether the registrant has submitted electronically and posted on its corporate Web site, if any, every Interactive Data File required to be submitted and posted pursuant to Rule 405 of Regulation S-T (§232.405 of this chapter) during the preceding 12 months (or for such shorter period that the registrant was required to submit and post such files). Yes No

Indicate by check mark whether the registrant is a large accelerated filer, an accelerated filer, a non-accelerated filer, or a smaller reporting company. See the definitions of "large accelerated filer," "accelerated filer" and "smaller reporting company" in Rule 12b-2 of the Exchange Act.

Large accelerated filer

Accelerated filer

Non-accelerated filer
(Do not check if a smaller reporting company)

Smaller reporting company

Indicate by check mark whether the registrant is a shell company (as defined in Rule 12b-2 of the Exchange Act). Yes No

APPLICABLE ONLY TO ISSUERS INVOLVED IN BANKRUPTCY

PROCEEDINGS DURING THE PRECEDING FIVE YEARS:

Edgar Filing: RETRACTABLE TECHNOLOGIES INC - Form 10-Q

Indicate by check mark whether the registrant has filed all documents and reports required to be filed by Sections 12, 13, or 15(d) of the Securities Exchange Act of 1934 subsequent to the distribution of securities under a plan confirmed by a court. Yes No

APPLICABLE ONLY TO CORPORATE ISSUERS

Indicate the number of shares outstanding of each of the issuer's classes of common stock, as of the latest practicable date: 27,084,361 shares of Common Stock, no par value, issued and outstanding on May 1, 2013.

Table of Contents

RETRACTABLE TECHNOLOGIES, INC.

FORM 10-Q

For the Quarterly Period Ended March 31, 2013

TABLE OF CONTENTS

PART I FINANCIAL INFORMATION

<u>Item 1.</u>	<u>Financial Statements</u>	1
<u>CONDENSED BALANCE SHEETS</u>		1
<u>CONDENSED STATEMENTS OF OPERATIONS</u>		2
<u>CONDENSED STATEMENTS OF CASH FLOWS</u>		3
<u>NOTES TO CONDENSED FINANCIAL STATEMENTS</u>		4
<u>Item 2.</u>	<u>Management's Discussion and Analysis of Financial Condition and Results of Operations</u>	10
<u>Item 3.</u>	<u>Quantitative and Qualitative Disclosures About Market Risk</u>	14
<u>Item 4.</u>	<u>Controls and Procedures</u>	14

PART II OTHER INFORMATION

<u>Item 1.</u>	<u>Legal Proceedings</u>	15
<u>Item 1A.</u>	<u>Risk Factors</u>	15
<u>Item 2.</u>	<u>Unregistered Sales of Equity Securities and Use of Proceeds</u>	15
<u>Item 3.</u>	<u>Defaults Upon Senior Securities</u>	16
<u>Item 5.</u>	<u>Other Information</u>	16
<u>Item 6.</u>	<u>Exhibits</u>	16
<u>SIGNATURES</u>		17

Table of Contents**PART I FINANCIAL INFORMATION****Item 1. Financial Statements.****RETRACTABLE TECHNOLOGIES, INC.****CONDENSED BALANCE SHEETS**

	March 31, 2013 (unaudited)	December 31, 2012
ASSETS		
Current assets:		
Cash and cash equivalents	\$ 23,533,072	\$ 25,963,313
Accounts receivable, net	3,157,461	3,694,307
Inventories, net	5,192,023	4,990,253
Income taxes receivable	9,431	9,431
Other current assets	300,126	783,760
Total current assets	32,192,113	35,441,064
Property, plant, and equipment, net	11,653,002	11,899,650
Intangible and other assets, net	287,803	291,444
Total assets	\$ 44,132,918	\$ 47,632,158
LIABILITIES AND STOCKHOLDERS EQUITY		
Current liabilities:		
Accounts payable	\$ 3,263,013	\$ 5,099,884
Current portion of long-term debt	319,681	315,086
Accrued compensation	531,546	809,592
Dividends payable	57,613	57,613
Accrued royalties to shareholders	556,965	129,107
Other accrued liabilities	1,498,088	1,665,670
Income taxes payable	1,876	
Total current liabilities	6,228,782	8,076,952
Long-term debt, net of current maturities	3,743,957	3,826,210
Total liabilities	9,972,739	11,903,162
Commitments and contingencies	see Note 6	
Stockholders equity:		
Preferred stock \$1 par value:		
Series I, Class B	103,500	103,500
Series II, Class B	178,700	178,700
Series III, Class B	130,245	130,245
Series IV, Class B	542,500	542,500
Series V, Class B	40,000	46,607
Common stock, no par value		
Additional paid-in capital	58,566,302	58,617,308

Edgar Filing: RETRACTABLE TECHNOLOGIES INC - Form 10-Q

Retained deficit	(25,177,195)	(23,767,662)
Common stock in treasury at cost	(223,873)	(122,202)
Total stockholders' equity	34,160,179	35,728,996
Total liabilities and stockholders' equity	\$ 44,132,918	\$ 47,632,158

See accompanying notes to condensed financial statements

Table of Contents**RETRACTABLE TECHNOLOGIES, INC.****CONDENSED STATEMENTS OF OPERATIONS****(unaudited)**

	Three Months Ended March 31, 2013	Three Months Ended March 31, 2012
Sales, net	\$ 7,173,112	\$ 7,429,984
Cost of sales		
Cost of manufactured product	3,840,094	4,053,401
Royalty expense to shareholders	556,965	536,451
Total cost of sales	4,397,059	4,589,852
Gross profit	2,776,053	2,840,132
Operating expenses:		
Sales and marketing	1,063,287	892,644
Research and development	180,848	191,512
General and administrative	2,898,952	2,401,351
Total operating expenses	4,143,087	3,485,507
Loss from operations	(1,367,034)	(645,375)
Interest and other income	11,440	11,530
Interest expense, net	(52,063)	(72,093)
Loss before income taxes	(1,407,657)	(705,938)
Provision for income taxes	1,876	8,491
Net loss	(1,409,533)	(714,429)
Preferred stock dividend requirements	(229,068)	(229,527)
Loss applicable to common shareholders	\$ (1,638,601)	\$ (943,956)
Basic loss per share	\$ (0.06)	\$ (0.04)
Diluted loss per share	\$ (0.06)	\$ (0.04)
Weighted average common shares outstanding:		
Basic	27,238,495	25,318,700
Diluted	27,238,495	25,318,700

See accompanying notes to condensed financial statements

Table of Contents**RETRACTABLE TECHNOLOGIES, INC.****CONDENSED STATEMENTS OF CASH FLOWS****(unaudited)**

	Three Months Ended March 31, 2013	Three Months Ended March 31, 2012
Cash flows from operating activities		
Net loss	\$ (1,409,533)	\$ (714,429)
Adjustments to reconcile net loss to net cash provided by (used by) operating activities:		
Depreciation and amortization	314,179	329,419
Provisions for doubtful accounts		24,046
Provision for inventory valuation		30,000
Gain (loss) on disposal of assets	(1,000)	
Accreted interest		2,187
(Increase) decrease in assets:		
Inventories	(201,770)	702,626
Accounts receivable	536,846	(290,017)
Income taxes receivable		(34,205)
Other current assets	483,634	(60,127)
Increase (decrease) in liabilities:		
Accounts payable	(1,836,871)	(764,316)
Other accrued liabilities	(17,770)	935,719
Income taxes payable	1,876	(14,705)
Net cash provided by (used by) operating activities	(2,130,409)	146,198
Cash flows from investing activities		
Purchase of property, plant, and equipment	(63,890)	(52,899)
Proceeds from sale of assets	1,000	
Net cash used by investing activities	(62,890)	(52,899)
Cash flows from financing activities		
Repayments of long-term debt and notes payable	(77,657)	(180,382)
Repurchase of Common Stock	(101,672)	
Payment of Preferred Stock dividends	(57,613)	
Net cash used by financing activities	(236,942)	(180,382)
Net decrease in cash and cash equivalents	(2,430,241)	(87,083)
Cash and cash equivalents at:		
Beginning of period	25,963,313	25,673,263
End of period	\$ 23,533,072	\$ 25,586,180
Supplemental schedule of cash flow information:		
Interest paid	\$ 62,537	\$ 69,906
Income taxes paid	\$	\$ 59,030
Supplemental schedule of noncash investing and financing activities:		
Preferred dividends declared, not paid	\$ 57,613	\$

See accompanying notes to condensed financial statements

Table of Contents

RETRACTABLE TECHNOLOGIES, INC.

NOTES TO CONDENSED FINANCIAL STATEMENTS

(unaudited)

1. BUSINESS OF THE COMPANY AND BASIS OF PRESENTATION

Business of the Company

Retractable Technologies, Inc. (the Company) was incorporated in Texas on May 9, 1994, and designs, develops, manufactures, and markets safety syringes and other safety medical products for the healthcare profession. The Company began to develop its manufacturing operations in 1995. The Company's manufacturing and administrative facilities are located in Little Elm, Texas. The Company's primary products with Notice of Substantial Equivalence to the FDA are the VanishPoint® 0.5mL insulin syringe; 1mL tuberculin, insulin, and allergy antigen syringes; the 0.5mL, 3mL, 5mL, and 10mL syringes; the small diameter tube adapter; the blood collection tube holder; the allergy tray; the IV safety catheter; the Patient Safe® syringe; the Patient Safe® Luer Cap; and the VanishPoint® Blood Collection Set.

Basis of presentation

The accompanying condensed financial statements are unaudited and, in the opinion of Management, reflect all adjustments that are necessary for a fair presentation of the financial position and results of operations for the periods presented. All such adjustments are of a normal and recurring nature. The results of operations for the periods presented are not necessarily indicative of the results to be expected for the entire year. The condensed financial statements should be read in conjunction with the financial statement disclosures contained in the Company's audited financial statements incorporated into its Form 10-K filed on April 1, 2013 for the year ended December 31, 2012.

2. SUMMARY OF SIGNIFICANT ACCOUNTING POLICIES

Accounting estimates

The preparation of financial statements in conformity with U.S. generally accepted accounting principles (GAAP) requires Management to make estimates and assumptions that affect the reported amounts of assets and liabilities and disclosure of contingent assets and liabilities at the date of the financial statements and the reported amounts of revenues and expenses during the reporting period. Actual results could differ significantly from those estimates.

Cash and cash equivalents

For purposes of reporting cash flows, cash and cash equivalents include unrestricted cash, money market accounts, and investments with original maturities of three months or less.

Accounts receivable

The Company records trade receivables when revenue is recognized. No product has been consigned to customers. The Company's allowance for doubtful accounts is primarily determined by review of specific trade receivables. Those accounts that are doubtful of collection are included in the allowance. This provision is reviewed to determine the adequacy of the allowance for doubtful accounts. Trade receivables are charged off when there is certainty as to their being uncollectible. Trade receivables are considered delinquent when payment has not been made within contract terms.

The Company requires certain distributors to make a prepayment prior to beginning production or shipment of their order. Distributors may apply such prepayments to their outstanding invoices or pay the invoice and continue to carry forward the deposit for future orders. Such amounts are included in Other accrued liabilities on the Condensed Balance Sheets and are shown in Note 5, Other Accrued Liabilities.

The Company records an allowance for estimated returns as a reduction to Accounts receivable and Gross sales. Historically, returns have been immaterial.

Table of Contents

Inventories

Inventories are valued at the lower of cost or market, with cost being determined using actual average cost. The Company compares the average cost to the market price and records the lower value. Management considers such factors as the amount of inventory on hand and in the distribution channel, estimated time to sell such inventory, the shelf life of inventory, and current market conditions when determining excess or obsolete inventories. A reserve is established for any excess or obsolete inventories or they may be written off.

Property, plant, and equipment

Property, plant, and equipment are stated at cost. Expenditures for maintenance and repairs are charged to operations as incurred. Cost includes major expenditures for improvements and replacements which extend useful lives or increase capacity and interest cost associated with significant capital additions. Gains or losses from property disposals are included in income.

Depreciation and amortization are calculated using the straight-line method over the following useful lives:

Production equipment	3 to 13 years
Office furniture and equipment	3 to 10 years
Buildings	39 years
Building improvements	15 years
Automobiles	7 years

Long-lived assets

The Company assesses the recoverability of long-lived assets using an assessment of the estimated undiscounted future cash flows related to such assets. In the event that assets are found to be carried at amounts which are in excess of estimated gross future cash flows, the assets will be adjusted for impairment to a level commensurate with fair value determined using a discounted cash flow analysis of the underlying assets.

The Company's property, plant, and equipment primarily consists of buildings, land, assembly equipment for syringes, molding machines, molds, office equipment, furniture, and fixtures.

Intangible assets

Intangible assets are stated at cost and consist primarily of patents and trademarks which are amortized using the straight-line method over 17 years.

Financial instruments

The Company estimates the fair market value of financial instruments through the use of public market prices, quotes from financial institutions, and other available information. Judgment is required in interpreting data to develop estimates of market value and, accordingly, amounts are not necessarily indicative of the amounts that could be realized in a current market exchange. Short-term financial instruments, including cash and cash equivalents, accounts receivable, accounts payable, and other liabilities, consist primarily of instruments without extended maturities, the fair value of which, based on Management's estimates, equals their recorded values. The fair value of long-term liabilities, based on Management's estimates, approximates their reported values.

Table of Contents**Concentration risks**

The Company's financial instruments exposed to concentrations of credit risk consist primarily of cash, cash equivalents, and accounts receivable. Cash balances, some of which exceed federally insured limits, are maintained in financial institutions; however, Management believes the institutions are of high credit quality. The majority of accounts receivable are due from companies which are well-established entities. As a consequence, Management considers any exposure from concentrations of credit risks to be limited.

The following table reflects our significant customers for the first quarter of 2013 and 2012:

	Three Months ended March 31, 2013	Three Months ended March 31, 2012
Number of significant customers	1	3
Aggregate dollar amount of net sales to significant customers	\$1.4 million	\$3.2 million
Percentage of net sales to significant customers	19.2%	42.7%

The Company manufactures syringes in Little Elm, Texas as well as utilizing manufacturers in China. The Company purchases most of its product components from single suppliers, including needle adhesives and packaging materials. There are multiple sources of these materials. The Company obtained roughly 70.8% and 64.3% of its finished products in the first three months of 2013 and 2012, respectively, through Double Dove, a Chinese manufacturer. In the event that the Company becomes unable to purchase such product from Double Dove, the Company would need to find an alternate supplier for its 0.5mL insulin syringe, its 2 mL, 5mL, and 10mL syringes and its autodisable syringe, and increase domestic production for 1mL and 3mL syringes.

Revenue recognition

Revenue is recognized for sales when title and risk of ownership passes to the customer, generally upon shipment. Under certain contracts, revenue is recorded on the basis of sales price to distributors, less contractual pricing allowances. Contractual pricing allowances consist of: (i) rebates granted to distributors who provide tracking reports which show, among other things, the facility that purchased the products, and (ii) a provision for estimated contractual pricing allowances for products that the Company has not received tracking reports. Rebates are recorded when issued and are applied against the customer's receivable balance. Distributors receive a rebate for the difference between the Wholesale Acquisition Cost and the appropriate contract price as reflected on a tracking report provided by the distributor to the Company. If product is sold by a distributor to an entity that has no contract, there is a standard rebate (lower than a contracted rebate) given to the distributor. One of the purposes of the rebate is to encourage distributors to submit tracking reports to the Company. The provision for contractual pricing allowances is reviewed at the end of each quarter and adjusted for changes in levels of products for which there is no tracking report. Additionally, if it becomes clear that tracking reports will not be provided by individual distributors, the provision is further adjusted. The estimated contractual allowance is included in Accounts payable and deducted from revenues in the Statements of Operations. Accounts payable included estimated contractual allowances for \$2.7 million and \$3.0 million as of March 31, 2013 and December 31, 2012, respectively. The terms and conditions of contractual pricing allowances are governed by contracts between the Company and its distributors. Revenue for shipments directly to end-users is recognized when title and risk of ownership pass from the Company. Any product shipped or distributed for evaluation purposes is expensed.

Edgar Filing: RETRACTABLE TECHNOLOGIES INC - Form 10-Q

Certain distributors have taken rebates to which they are not entitled, such as utilizing a rebate for products not purchased directly from the Company. The Company has been in discussions with the principal customers that claimed non-contractual rebates. Major customers said they have ceased the practices resulting in claiming non-contractual rebates. Rebates can only be claimed on purchases made directly from the Company. The Company has established a reserve for the collectability of these non-contractual rebate amounts. The expense for the reserve is recorded in Operating expense, General and administrative. The reserve for such non-contractual deductions included in the allowance for doubtful accounts. There has been no change to the reserve regarding non-contractual rebates in the periods currently presented.

The Company's domestic return policy is set forth in its standard Distribution Agreement. This policy provides that a customer may return incorrect shipments within 10 days following arrival at the distributor's facility. In all such cases the distributor must obtain an authorization code from the Company and affix the code to the returned product. The Company will not accept returned goods without a returned goods authorization number. The Company may refund the customer's money or replace the product.

Table of Contents

The Company's domestic return policy also generally provides that a customer may return product that is overstocked. Overstocking returns are limited to two times in each 12-month period up to 1% of distributor's total purchase of products for the prior 12-month period. All product overstocks and returns are subject to inspection and acceptance by the Company.

The Company's international distribution agreements do not provide for any returns.

Income taxes


The Company evaluates tax positions taken or expected to be taken in a tax return for recognition in the financial statements based on whether it is more-likely-than-not that a tax position will be sustained based upon the technical merits of the position. Measurement of the tax position is based upon the largest amount of benefit that is greater than 50% likely of being realized upon ultimate settlement.

The Company provides for deferred income taxes through utilizing an asset and liability approach for financial accounting and reporting based on the tax effects of differences between the financial statement and tax bases of assets and liabilities, based on enacted rates expected to be in effect when such differences reverse in future periods. Deferred tax assets are periodically reviewed for realizability. The Company has established a valuation allowance for its net deferred tax asset as future taxable income cannot be reasonably assured. Penalties and interest on uncertain tax positions are classified as income taxes in the Condensed Statements of Operations.

Earnings per share

The Company computes basic earnings per share (EPS) by dividing net earnings for the period (adjusted for any cumulative dividends for the period) by the weighted average number of common shares outstanding during the period. Diluted EPS includes the determinants of basic EPS and, in addition, reflects the dilutive effect, if any, of the common stock deliverable pursuant to stock options or common stock issuable upon the conversion of convertible preferred stock and convertible debt. The calculation of diluted EPS excluded 0.5 million and 1.7 million issued and outstanding stock options at March 31, 2013 and March 31, 2012, respectively, as their effect was antidilutive. The potential dilution, if any, is shown on the following schedule:

Three Months Ended March 31, 2013	Three Months Ended March 31, 2012
--	--



Shipping and handling costs

The Company classifies shipping and handling costs as part of Cost of sales in the Condensed Statements of Operations.

Research and development costs

Research and development costs are expensed as incurred.

Share-based compensation

The Company's share-based payments are accounted for using the fair value method. The Company records share-based compensation expense on a straight-line basis over the requisite service period.


Table of Contents

3. INVENTORIES

Inventories consist of the following:

	March 31, 2013	December 31, 2012
--	----------------	-------------------

--	--	--




4. INCOME TAXES

The Company's effective tax rate on the net loss before income taxes was 0.1% and 1.2% for the three months ended March 31, 2013 and March 31, 2012, respectively.

5. OTHER ACCRUED LIABILITIES

Other accrued liabilities consist of the following:



6. COMMITMENTS AND CONTINGENCIES

On May 19, 2010, final judgment was entered in the U.S. District Court for the Eastern District of Texas, Marshall Division for the Company which ordered that the Company recover \$5,000,000 plus prejudgment interest, and ordered a permanent injunction for Becton, Dickinson and Company's (BD) 1mL and 3mL Integra syringes until the expiration of certain patents. The permanent injunction was stayed for the longer of the exhaustion of the appeal of the district court's case or twelve months from May 19, 2010. In June 2010, BD filed an appeal in the U.S. Court of Appeals for the Federal Circuit appealing the final judgment entered on May 19, 2010. In July 2011, a three-judge panel of the U.S. Court of Appeals for the Federal Circuit reversed the district court's judgment that BD's 3mL Integra infringed the Company's 224 patent and 077 patent. The U.S. Court of Appeals for the Federal Circuit affirmed the district court's judgment that the 1mL Integra infringes the Company's 244 and

Edgar Filing: RETRACTABLE TECHNOLOGIES INC - Form 10-Q

733 patents. The U.S. Court of Appeals for the Federal Circuit also affirmed the district court's judgment that the '077 patent is not invalid for anticipation or obviousness. The Company had petitioned for a rehearing by all the judges of the Federal Circuit as to whether the three-judge panel properly construed the Company's patent claim language in finding that the 3mL Integra did not infringe. The Company's petition for rehearing by all of the judges of the Federal Circuit was denied with two dissents being issued. The Company filed a petition for certiorari asking the Supreme Court to review the matter. That petition was denied in January of 2013. The U.S. District Court for the Eastern District of Texas is currently considering post-trial motions regarding the effect of the partial reversal without remand on the terms of the final judgment.

In May 2010, the Company and an officer's suit against BD in the U.S. District Court for the Eastern District of Texas, Marshall Division alleging violations of antitrust acts, false advertising, product disparagement, tortious interference, and unfair competition was reopened. The Company and an officer filed a Second Amended Complaint on July 23, 2010 setting forth additional detail regarding the allegations of BD's illegal conduct. BD filed a motion to dismiss and the U.S. District Court for the Eastern District of Texas, Marshall Division denied that motion in part and granted it in part, granting the Company the right to re-plead certain allegations by May 13, 2011. The Company and an officer filed a Third Amended Complaint in May 2011, setting forth additional detail regarding the alleged illegal conduct by BD. Trial was initially set for February 2012. However, in January 2012 the parties agreed to a continuance to allow the petition for certiorari to be considered. As stated above, the petition was denied in January of 2013. A hearing to re-set a trial date in light of BD's motion for continuance was held May 3, 2013. The Court announced that it would set the case as number one for jury selection on September 3, 2013 with the trial commencing on Monday, September 9, 2013 in Tyler Texas.

Table of Contents

In September 2007, BD and MDC Investment Holdings, Inc. (MDC) sued the Company in the United States District Court for the Eastern District of Texas, Texarkana Division, initially alleging that the Company is infringing two U.S. patents of MDC (6,179,812 and 7,090,656) that are licensed to BD. BD and MDC seek injunctive relief and unspecified damages. The Company counterclaimed for declarations of non-infringement, invalidity, and unenforceability of the asserted patents. The plaintiffs subsequently dropped allegations with regard to patent no. 7,090,656 and the Company subsequently dropped its counterclaims for unenforceability of the asserted patents. The United States District Court for the Eastern District of Texas, Texarkana Division conducted a claims construction hearing on September 25, 2008 and issued its claims construction order on November 14, 2008. The case has been stayed pending resolution of the Company's first filed case against BD described above.

7. BUSINESS SEGMENTS

	Three Months Ended		Three Months Ended	
	March 31, 2013		March 31, 2012	
U.S. sales	\$	5,736,230	\$	5,987,324
North and South America sales (excluding U.S.)		592,289		229,193
Other international sales		844,593		1,213,467
Total sales, net	\$	7,173,112	\$	7,429,984

	March 31, 2013		December 31, 2012	
Long-lived assets				
U.S.	\$	11,438,268	\$	11,679,592
International	\$	214,734	\$	220,058

The Company does not operate in separate reportable segments. The Company has minimal long-lived assets in foreign countries. Shipments to international customers generally require a prepayment either by wire transfer or an irrevocable confirmed letter of credit. The Company does extend credit to international customers on some occasions depending upon certain criteria, including, but not limited to, the credit worthiness of the customer, the stability of the country, banking restrictions, and the size of the order. All transactions are in U.S. currency.

8. STOCK REPURCHASE PROGRAM

On July 10, 2012, the Company authorized a Common Stock repurchase plan structured to comply with Rules 10b5-1 and 10b-18 under the Securities Exchange Act of 1934. Under the plan, the Company purchased 83,097 shares in the first quarter of 2013. Notwithstanding the terms of the plan, the exact number of shares which may be purchased in the future pursuant to the plan is difficult to predict given the current market in the Company's Common Stock. The plan will expire on August 1, 2014 at the latest.

Pursuant to the Certificates of Designation, Preferences, Rights And Limitations of the Series I Class B and Series II Class B Convertible Preferred Stock, the Company would be prohibited from purchasing its Common Stock while dividends are in arrears. Therefore, in order to continue the Common Stock repurchase plan, the Company plans to continue to pay dividends on the Series I Class B and Series II Class B Preferred Stock if such payments can be made in accordance with state law and other contractual obligations. The Company paid such dividends in the following amounts to Series I Class B and Series II Class B Preferred Stockholders, respectively, on the following dates:

Edgar Filing: RETRACTABLE TECHNOLOGIES INC - Form 10-Q

\$12,938 and \$44,675 on January 21, 2013; and \$12,938 and \$44,675 on April 22, 2013.

Table of Contents

Item 2. Management's Discussion and Analysis of Financial Condition and Results of Operations.

FORWARD-LOOKING STATEMENT WARNING

Certain statements included by reference in this filing containing the words "could," "may," "believes," "anticipates," "intends," "expects," and similar words constitute forward-looking statements within the meaning of the Private Securities Litigation Reform Act. Any forward-looking statements involve known and unknown risks, uncertainties, and other factors that may cause our actual results, performance, or achievements to be materially different from any future results, performance, or achievements expressed or implied by such forward-looking statements. Such factors include, among others, our ability to maintain liquidity, our maintenance of patent protection, the impact of current litigation, our ability to maintain favorable supplier arrangements and relationships, our ability to quickly increase capacity in response to an increase in demand, our ability to access the market, our ability to maintain or lower production costs, our ability to continue to finance research and development as well as operations and expansion of production, the increased interest of larger market players, specifically Becton Dickinson and Company ("BD"), in providing devices to the safety market, and other factors referenced in Item 1A. Risk Factors in Part II. Given these uncertainties, undue reliance should not be placed on forward-looking statements.

MATERIAL CHANGES IN FINANCIAL CONDITION AND RESULTS OF OPERATIONS

Overview

We have been manufacturing and marketing our products since 1997. Safety syringes comprised 98.8% of our sales in the first three months of 2013. We also manufacture and market the blood collection tube holder, IV safety catheter, and VanishPoint® Blood Collection Set. We currently provide other safety medical products in addition to safety products utilizing retractable technology. One such product is the Patient Safe® syringe, which is uniquely designed to reduce the risk of bloodstream infections resulting from catheter hub contamination.

Historically, unit sales have increased in the latter part of the year due, in part, to the demand for syringes during the flu season.

Our products have been and continue to be distributed nationally and internationally through numerous distributors. Although we have made limited progress in some areas, such as the alternate care market, our volumes are not as high as they should be given the nature and quality of our products and the federal and state legislation requiring the use of safe needle devices. The alternate care market is composed of alternate care facilities that provide long-term nursing and out-patient surgery, emergency care, and physician services. The fact that our progress is limited is principally due to exclusive marketing practices engaged in by BD, the dominant maker and seller of disposable syringes and other needle products, which practices have blocked us from access to the market. A suit against BD is currently pending alleging violations of state and federal antitrust acts and false advertising. The trial date is set for September 9, 2013.

We continue to pursue various strategies to have better access to the hospital market, as well as other markets, including attempting to gain access to the market through our sales efforts, our innovative technology, introduction of new products, and, when necessary, litigation.

Table of Contents

In the event we continue to have only limited market access and the cash provided by the litigation settlements and generated from operations becomes insufficient, we would take additional cost cutting measures to reduce cash requirements. Such measures could result in the reduction of units being produced, the reduction of workforce, the reduction of salaries of officers and other nonhourly employees, and the deferral of royalty payments. We took such actions at the end of the second quarter of 2009. Salary reductions put in place in the second quarter of 2009 remain in place for executive officers, but all other employees affected by the salary reduction had their salaries increased by the amount of the reduction, effective August 6, 2012. In addition, all regular full time employees, other than the four executive officers and employees who have not completed their probationary period, were given a 5% general wage increase effective May 6, 2013.

Section 4191 of the Internal Revenue Code, enacted by the Health Care and Education Reconciliation Act of 2010 in conjunction with the Patient Protection and Affordable Care Act provides for an excise tax of 2.3% on medical devices. At the present time the excise tax is applicable to domestic sales of our products, except those which are sold to exempt organizations. The majority of our sales are domestic and not in the retail market. The tax is imposed on sales, not profits. We estimate the impact of this tax to be in excess of one million dollars in 2013. There is no assurance this tax can be passed along to our customers. Through May 10, 2013, we have paid \$281 thousand in Medical Device Excise Taxes.

We have brought additional molding operations to Little Elm as a cost saving measure. The addition of four molding machines in 2012 was part of that endeavor. We continue to focus on methods of upgrading our manufacturing capability and efficiency in order to reduce costs.

On July 10, 2012, we authorized a Common Stock repurchase plan structured to comply with Rules 10b5-1 and 10b-18 under the Securities Exchange Act of 1934. Under the plan, we purchased 83,097 shares in the three months ended March 31, 2013. Notwithstanding the terms of the plan, the exact number of shares which may be purchased in the future pursuant to the plan is difficult to predict given the current market in our Common Stock.

Pursuant to the Certificates of Designation, Preferences, Rights And Limitations of the Series I Class B and Series II Class B Convertible Preferred Stock, we would be prohibited from purchasing our Common Stock while dividends are in arrears. Therefore, in order to continue the Common Stock repurchase plan, we plan to continue to pay quarterly dividends on the Series I Class B and Series II Class B Preferred Stock if such payments can be made in accordance with state law and other contractual obligations.

Product purchases from Double Dove, a Chinese manufacturer, have enabled us to increase manufacturing capacity with little capital outlay and have provided a competitive manufacturing cost. In the three months ended March 31, 2013, Double Dove manufactured approximately 70.8% of the units we produced. In the event that we become unable to purchase product from Double Dove, we would need to find an alternate supplier for the 0.5mL insulin syringe, the 0.5mL autodisable syringe, and the 5mL and 10mL syringes, and we would increase domestic production for the 1mL and 3mL syringes.

In 1995, we entered into a license agreement with Thomas J. Shaw for the exclusive right to manufacture, market, and distribute products utilizing automated retraction technology. This technology is the subject of various patents and patent applications owned by Mr. Shaw. The license agreement generally provides for quarterly payments of a 5% royalty fee on gross sales.

Edgar Filing: RETRACTABLE TECHNOLOGIES INC - Form 10-Q

With increased volumes, our manufacturing unit costs have generally tended to decline. Factors that could affect our unit costs include increases in costs by third party manufacturers, changing production volumes, costs of petroleum products, and transportation costs. Increases in such costs may not be recoverable through price increases of our products.

The following discussion may contain trend information and other forward-looking statements that involve a number of risks and uncertainties. Our actual future results could differ materially from our historical results of operations and those discussed in any forward-looking statements. Dollar amounts have been rounded for ease of reading. All period references are to the periods ended March 31, 2013 or 2012.

Table of Contents

RESULTS OF OPERATIONS

Comparison of Three Months Ended March 31, 2013 and March 31, 2012

Domestic sales accounted for 80.0% and 80.6% of the revenues for the three months ended March 31, 2013 and 2012, respectively. Domestic revenues decreased 4.2% principally due to lower average sales prices. Domestic unit sales increased 8.7%. Domestic unit sales were 71.7% of total unit sales for the three months ended March 31, 2013. International unit sales and revenues decreased 8.3% and 0.4%, respectively. Overall unit sales increased 3.3%.

Gross profit decreased 2.3% primarily due to lower average sales prices. The average cost of manufactured product sold per unit decreased by 8.3%. Gross profit as a percentage of net sales was 38.7% in 2013 compared to 38.2% in 2012 due to lower unit cost of manufacture. Profit margins can fluctuate depending upon, among other things, the cost of manufactured product and the capitalized cost of product recorded in inventory, as well as product sales mix. Royalty expense increased 3.8% due to increased gross sales.

Operating expenses increased 18.9% or \$658 thousand. Sales and marketing costs increased due to hiring additional staff and our bonus plan. General and administrative costs increased \$498 thousand primarily due to increased patent expenses and the effect of the Medical Device Excise Tax. Through March 31, 2013, we have paid \$217 thousand in Medical Device Excise Taxes. We estimate the impact of this tax to be in excess of one million dollars in 2013.

Our operating loss was \$1.4 million compared to an operating loss for the same period last year of \$645 thousand due primarily to lower gross profit and increased operating expenses.

Our effective tax rate on the net loss before income taxes was 0.1% and 1.2% for the three months ended March 31, 2013 and March 31, 2012, respectively.

Discussion of Balance Sheet and Statement of Cash Flow Items

Our balance sheet remains strong with cash making up 53.3% of total assets. Working capital was \$26.0 million at March 31, 2013, a decrease of \$1.4 million from December 31, 2012.

Approximately \$2.1 million in cash flow in the three months ended March 31, 2013 was used by operating activities. Our cash balance decreased primarily due to our operating loss.

Edgar Filing: RETRACTABLE TECHNOLOGIES INC - Form 10-Q

We purchased 83,097 shares of our Common Stock pursuant to our Common Stock repurchase plan in the three months ended March 31, 2013. The average share price for our repurchases in the first quarter of 2013 was \$1.08.

LIQUIDITY

At the present time, Management does not intend to raise equity capital. Due to the funds received from prior litigation settlements, we have sufficient cash reserves and intend to rely on operations, cash reserves, and debt financing as the primary ongoing sources of cash.

Our note to Katie Petroleum was paid in full in September 2012. Our payments were approximately \$37,000 per month.

Historical Sources of Liquidity

We have historically funded operations primarily from the proceeds from revenues, private placements, litigation settlements, and loans.

Table of Contents

Internal Sources of Liquidity

Margins and Market Access

To routinely achieve break even quarters, we need minimal access to hospital markets which has been difficult to obtain due to the monopolistic marketplace which was the subject of our initial lawsuit and now also included in our second antitrust lawsuit against BD. We will continue to attempt to gain access to the market through our sales efforts, innovative technology, the introduction of new products, and, when necessary, litigation.

We continue to focus on methods of upgrading our manufacturing capability and efficiency in order to reduce costs.

Fluctuations in the cost and availability of raw materials and inventory and our ability to maintain favorable supplier arrangements and relationships could result in the need to manufacture all (as opposed to 27.9%) of our products in the U.S. This could temporarily increase unit costs as we ramp up domestic production.

The mix of domestic and international sales affects the average sales price of our products. Generally, the higher the ratio of domestic sales to international sales, the higher the average sales price will be. Typically international sales are shipped directly from China to the customer. Purchases of product manufactured in China, if available, usually decrease the average cost of manufacture for all units. Domestic costs, such as indirect labor and overhead, remain relatively constant. The number of units produced by us versus manufactured in China can have a significant effect on the carrying costs of inventory as well as Cost of sales. We will continue to evaluate the appropriate mix of products manufactured domestically and those manufactured in China to achieve economic benefits as well as to maintain our domestic manufacturing capability.

Fluctuations in the cost of oil (since our products are petroleum based) and transportation and the volume of units purchased from Double Dove may have an impact on the unit costs of our product. Increases in such costs may not be recoverable through price increases of our products. Reductions in oil prices may not quickly affect petroleum product prices.

Seasonality

Historically, unit sales have increased in the latter part of the year due, in part, to the demand for syringes during the flu season.

Cash Requirements

Edgar Filing: RETRACTABLE TECHNOLOGIES INC - Form 10-Q

Due to funds received from prior litigation settlements, we have sufficient cash reserves and intend to rely on operations, cash reserves, and debt financing as the primary ongoing sources of cash. In the event we continue to have only limited market access and cash generated from operations becomes insufficient to support operations, we would take additional cost cutting measures to reduce cash requirements. Such measures could result in the reduction of units being produced, the reduction of workforce, the reduction of salaries of officers and other nonhourly employees, and the deferral of royalty payments.

External Sources of Liquidity

We have obtained several loans from our inception, which have, together with the proceeds from the sales of equities and litigation efforts, enabled us to pursue development and production of our products. Given the current economic conditions, our ability to obtain additional funds through loans is uncertain. Furthermore, the shareholders previously authorized an additional 5,000,000 shares of a Class C Preferred Stock that could, if necessary, be designated and used to raise funds through the sale of equity. Due to the current market price of our Common Stock, it is unlikely we would choose to raise funds by the sale of equity.

Table of Contents

CAPITAL RESOURCES

Repurchase of Common Stock

On July 10, 2012, we authorized a Common Stock repurchase plan structured to comply with Rules 10b5-1 and 10b-18 under the Securities Exchange Act of 1934. Under the plan, we purchased 83,097 shares in the first quarter of 2013. Notwithstanding the terms of the plan, the exact number of shares which may be purchased in the future pursuant to the plan is difficult to predict given the current market in our Common Stock.

Pursuant to the Certificates of Designation, Preferences, Rights And Limitations of the Series I Class B and Series II Class B Convertible Preferred Stock, we would be prohibited from purchasing our Common Stock while dividends are in arrears. Therefore, in order to continue the Common Stock repurchase plan, we plan to continue to pay dividends on the Series I Class B and Series II Class B Preferred Stock if such payments can be made in accordance with state law and other contractual obligations.

Item 3. Quantitative and Qualitative Disclosures About Market Risk.

No update.

Item 4. Controls and Procedures.

Disclosure Controls and Procedures

Pursuant to Rule 13a-15(b) of the Securities Exchange Act of 1934, Management, with the participation of our President, Chairman, and Chief Executive Officer, Thomas J. Shaw (the "CEO"), and our Vice President and Chief Financial Officer, Douglas W. Cowan (the "CFO"), acting in their capacities as our principal executive and principal financial officers, evaluated the effectiveness of our disclosure controls and procedures, as defined in Rule 13a-15(e) under the Securities Exchange Act of 1934. The term disclosure controls and procedures means controls and other procedures that are designed to ensure that information required to be disclosed by us in our periodic reports is: i) recorded, processed, summarized, and reported, within the time periods specified in the Securities and Exchange Commission's rules and forms; and ii) accumulated and communicated to our Management, including our principal executive and principal financial officers, as appropriate to allow timely decisions regarding required disclosure. Based upon this evaluation, the CEO and CFO concluded that, as of March 31, 2013, our disclosure controls and procedures were effective.

Changes in Internal Control Over Financial Reporting

There have been no changes during the first quarter of 2013 or subsequent to March 31, 2013 in our internal control over financial reporting that has materially affected or is reasonably likely to materially affect our internal control over financial reporting.

Table of Contents**PART II OTHER INFORMATION****Item 1. Legal Proceedings.**

Please refer to Note 6 to the financial statements for a complete description of all legal proceedings.

The following material developments have occurred in our legal proceedings since the beginning of the period covered by this report:

The Court announced that it would set our case against BD alleging violations of antitrust acts, false advertising, product disparagement, tortious interference, and unfair competition as number one for jury selection on September 3, 2013 with the trial commencing on Monday, September 9, 2013 in Tyler Texas.

Item 1A. Risk Factors.

There were no material changes in the Risk Factors applicable to the Company as set forth in our Form 10-K annual report for 2012 which was filed on April 1, 2013, and which is available on EDGAR.

Item 2. Unregistered Sales of Equity Securities and Use of Proceeds.Purchases of Equity Securities by the Issuer and Affiliated Purchasers

Issuer Purchases of Equity Securities

Period	Total Number of Shares (or Units) Purchased	Average Price Paid Per Share (or Unit)	Total Number of Shares (or Units) Purchased as Part of Publicly Announced Plans or Programs	Maximum Number (or Approximate Dollar Value) of Shares (or Units) that May Yet Be Purchased Under the Plans or Programs
January 1, 2013 through January 31, 2013	6,011	\$0.92	6,011	\$2,919,590

Edgar Filing: RETRACTABLE TECHNOLOGIES INC - Form 10-Q

February 1, 2013 through February 28, 2013	4,850	\$1.02	4,850	\$2,914,632
March 1, 2013 through March 31, 2013	72,236	\$1.10	72,236	\$2,835,443
TOTAL	83,097	\$1.08	83,097	\$2,835,443

These shares were purchased pursuant to our Common Stock repurchase plan structured to comply with Rules 10b5-1 and 10b-18 under the Securities Exchange Act of 1934, announced on Form 8-K on July 12, 2012. On July 10, 2012, the Board of Directors authorized the repurchase of up to \$3 million of Common Stock subject to Rule 10b-18 limitations as well as certain market value constraints specified in the plan. Notwithstanding the terms of the plan, the exact dollar amount and number of shares which may be purchased pursuant to the plan is difficult to predict given the current market in the Company's Common Stock. The plan will expire on August 1, 2014 at the latest.

Working Capital Restrictions and Limitations on the Payment of Dividends

As of March 29, 2013, the Board of Directors declared a dividend to the Series I Class B and Series II Class B Convertible Preferred Shareholders in the aggregate amount of \$57,613. This dividend was paid on April 22, 2013.

The certificates of designation for each of the outstanding series of Class B Convertible Preferred Stock each currently provide that, if a dividend upon any shares of Preferred Stock is in arrears, no dividends may be paid or declared upon any stock ranking junior to such stock and generally no junior preferred stock may be redeemed. However, under certain conditions, and for certain Series of Class B Convertible Preferred Stock, we may purchase junior stock when dividends are in arrears.

Table of Contents

Item 3. Defaults Upon Senior Securities.

Series I Class B Convertible Preferred Stock

As of the three months ended March 31, 2013, the amount of dividends in arrears was \$13,000 and the total arrearage was \$13,000.

Series II Class B Convertible Preferred Stock

As of the three months ended March 31, 2013, the amount of dividends in arrears was \$45,000 and the total arrearage was \$45,000.

Series III Class B Convertible Preferred Stock

As of the three months ended March 31, 2013, the amount of dividends in arrears was \$33,000 and the total arrearage was \$3,529,000.

Series IV Class B Convertible Preferred Stock

As of the three months ended March 31, 2013, the amount of dividends in arrears was \$136,000 and the total arrearage was \$7,017,000.

Series V Class B Convertible Preferred Stock

As of the three months ended March 31, 2013, the amount of dividends in arrears was \$3,000 and the total arrearage was \$933,000.

Item 5. Other Information.

The 2013 annual meeting will be held on September 6, 2013, at 10:00 a.m. Central time at Little Elm Town Hall; 100 West Eldorado Parkway; Little Elm, Texas 75068.

Item 6. Exhibits.

<u>Exhibit No.</u>	<u>Description of Document</u>
31.1	Certification of Principal Executive Officer
31.2	Certification of Principal Financial Officer
32	Certification Pursuant to 18 U.S.C. Section 1350
101	The following materials from Retractable Technologies, Inc.'s Form 10-Q for the quarter ended March 31, 2013, formatted in XBRL (eXtensible Business Reporting Language): (i) Condensed Balance Sheets as of March 31, 2013 and December 31, 2012, (ii) Condensed Statements of Operations for the three months ended March 31, 2013 and 2012, (iii) Condensed Statements of Cash Flows for the three months ended March 31, 2013 and 2012, and (iv) Notes to Condensed Financial Statements**
*	Filed herewith
**	Furnished herewith

Table of Contents

SIGNATURES

Pursuant to the requirements of the Securities Exchange Act of 1934, the registrant has duly caused this report to be signed on its behalf by the undersigned thereunto duly authorized.

DATE: May 15, 2013

RETRACTABLE TECHNOLOGIES, INC.
(Registrant)

BY: /s/ Douglas W. Cowan
DOUGLAS W. COWAN

VICE PRESIDENT,

CHIEF FINANCIAL OFFICER, AND

CHIEF ACCOUNTING OFFICER